

Core subjects home learning tasks Year 2: 15th June 2020 – 19th June 2020 *All use of the internet requires close adult supervision following guidance from the parent INSET meeting we held in Autumn term. Please be vigilant about the safety of your child and that of others when your child is using the internet. Thank you*

English	Maths	RE <u>Virtue: Learned and wise</u> <i>Add photos of some of your home learning to our class blog on Purple Mash if your parent(s) allow you.</i>
Use the link on the challenge grid on the school website. The lighthouse keeper's lunch, listen to the story then answer the questions below. <i>Some pages are easier than others.</i>	<p>Arithmetic: Complete 2 number sentences from each section OR choose a section to complete.</p> <p>Section A $7+2$ $4+6$ $9-5$ $7-3$</p> <p>Section B $10-2$ $7-?$ $?=2$ $8=5+?$ $?+2=6$</p> <p>Section C $?=5+2+2$ $3+2+3=$ $1+?+2=7$ $3+6+?=10$</p> <p>Count in steps of 2, 3 and 5 Count in 2's 0 2 4 - - - 12 - - - 20 - - - Count in 3's 0 3 - - 12 15 - - - - - Count in 5's 0 5 10 - - - - -</p> <p>Complete the sequence by filling in the missing numbers: 1) 50, 48, -, -, -, -, -, 2) 27, -, 21, 18, -, -, -, -, 3) 100, -, 90, 85, -, -, -, -, -,</p>	<u>Monday: The Rosary:</u> Have a close look at a set of Rosary beads. Draw the Rosary and label each bead /set of beads, so you could teach somebody what prayer is said while holding each bead.
Listen to the story again from yesterday then complete the activities linked to The lighthouse keeper's lunch. See below.	<p>Arithmetic: Complete 2 number sentences from each section OR choose a section to complete.</p> <p>Section A $70-30=$ $20+60=$ $100-40=$ $0+70=$</p> <p>Section B $?=90-90$ $60+?=100$ $20+?=50$ $?-10=30$</p> <p>Section C $60+10+20=$ $22+8+17=$ $40+10+?=70$ $15+?+25=70$</p> <p>Solve problems with addition using picture representations, including those involving numbers, quantities and measures</p>	Tuesday: Make a Rosary. Use objects from your home to make a Rosary. Suggestions: sticks, small stones, buttons, leaves, coins, chocolate buttons (!), pieces of paper cut up very small, leaves, petals...

1 How many toys are there? Write the calculation to find the answer.

EXAMPLE:



$$4 + 5 = 9$$

a



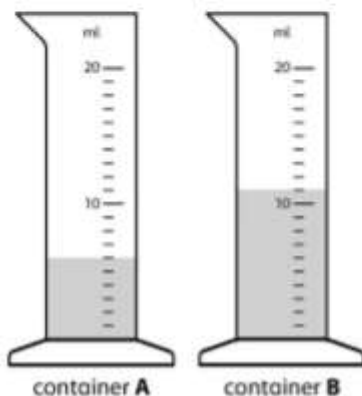
b



c



2



How much water is in container A and B altogether?

ml

Look at the images below, think carefully about your five senses. Choose one picture each day and imagine you are there in the different pictures, write a detailed description of each one. Think about what you can **see**, **hear**, **smell**, **taste** and **touch**. Give each picture a suitable title.

Arithmetic: Complete 2 number sentences from each section OR choose a section to complete.

Section A

$$1+3= \quad 4+6= \quad 21+5= \quad 7+42=$$

Section B

$$24+7=? \quad 8+58=? \quad ?=76+6 \quad 35+9=?$$

Section C

$$?=98+3 \quad 32+7+3=? \quad 6+5+12=? \quad 91+4+8=$$

Add a two digit number and tens

Wednesday: The Joyful mysteries:

<https://mycatholic.life/catholic-prayers/the-most-holy-rosary/the-joyful-mysteries/>

OR

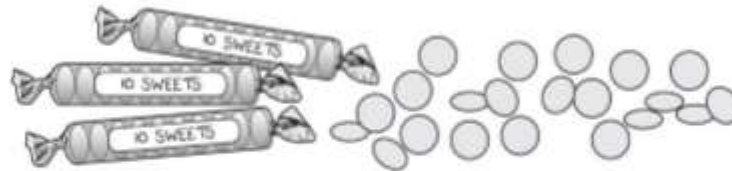
https://www.youtube.com/watch?v=_faB_i12dr0

List each of the joyful mysteries with a short explanation of what took place.

1 How many pencils are there altogether? $\square + \square = \square$



2 How many sweets are there in total? $\square + \square = \square$



3 Solve the following.

- | | |
|-----------------------|-----------------------|
| a $23 + 30 = \square$ | d $28 + 50 = \square$ |
| b $40 + 52 = \square$ | e $74 + 20 = \square$ |
| c $60 + 38 = \square$ | f $70 + 26 = \square$ |

4 Try these harder ones.

- | | |
|-----------------------|-----------------------|
| a $80 + 34 = \square$ | c $60 + 83 = \square$ |
| b $72 + 40 = \square$ | d $50 + 96 = \square$ |

Arithmetic: Complete 2 number sentences from each section OR choose a section to complete.

Section A

$14 + 43$ $41 + 36$ $43 + 44$

Section B

$42 + 19$ $38 + 81$ $62 + 53$

Section C

$77 + 94$ $62 + 79$ $86 + 35$

Thursday & Friday: The mysteries of the rosary:

<https://www.catholic-kids.com/picturemysteries.html>

Familiarise yourself with the mysteries of the Rosary. Tell your parent(s) as much about each of these stories from The Bible.

Recognise and name fractions

1 Match up the fractions. One is done for you.

$$\frac{1}{3}$$

three quarters

$$\frac{1}{4}$$

one half

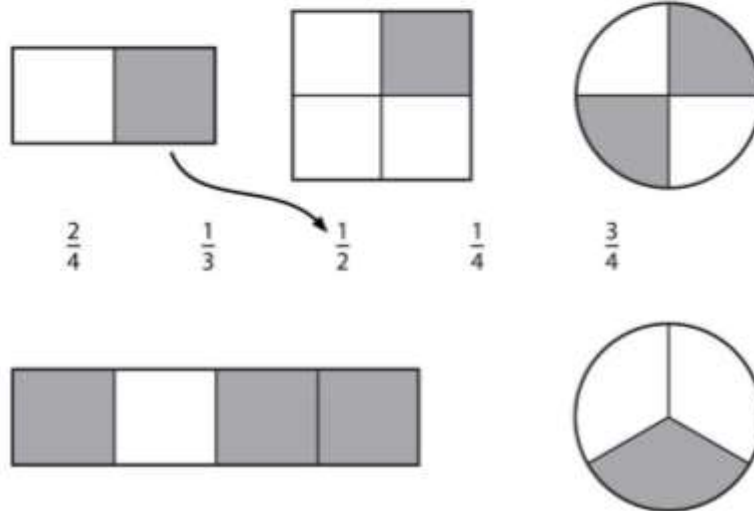
$$\frac{3}{4}$$

one quarter

$$\frac{1}{2}$$

one third

2 Now match the following. An example is shown.



Arithmetic: Complete 2 number sentences from each section OR choose a section to complete.

Section A

86-24 99-74 46-21

Section B

62-33 74-57 84-69

Section C

84-17 81-26 91-16

Choose appropriate standard units to measure length/height, mass, temperature and capacity

- 1 Draw arrows to match the units of measurement to the correct measurement scale.



kilograms

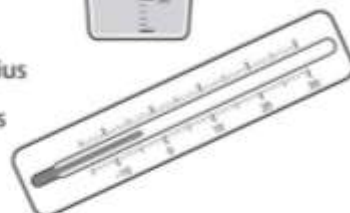


litres



degrees Celcius

centimetres



- 2 Put the correct measurements in each of the following. Choose from **cm** (centimetres), **m** (metres), **g** (grams), **kg** (kilograms), **ml** (millilitres), **l** (litres) or **°C** (degrees Celcius)

- a The temperature was 21 .

- b The boy is 1 tall.

- c There are 400 of water in the glass.

- d 2 of potatoes are on the scale.

- e The book has a length of 28 .





Monday: The Lighthouse Keeper's Lunch Reading Comprehension

Circle the right answer

1-What was Mr Grinling's pet called ?

Hamish Harry

2-Where did Mr Grinling live ?

A house A cottage A tent

3-Was Mr Grinling married ?

Yes No

4-What did Mr Grinling hear when he was sleeping ?

Loud wind Tooting ships

5-What colour was the cottage?

Black White

6-What did Mrs Grinling enjoy doing?

Cleaning Concocting lunch

7-What did Mrs Grinling do with the basket ?

Gave it to Mr Grinling.
Sent it down the wire.

8-Which plan worked ?

Hamish frightened the seagulls.

The seagulls hated the mustard sandwiches.

What do you score this story out of 10 ? -----

Write about your 2 favourite parts of the story.-----



The Lighthouse Keeper's Lunch Reading Comprehension

**Remember to answer
in sentences.**

1- Where was Mr and Mrs Grinling's little white cottage ?

2-Which word describes Mr Grinling as a hard worker ?

3-Why did some ships toot at night ?

4- Write about a plan which did not work. _____

5-Write about the plan which stopped the seagulls from eating Mr Grinling's
lunch. _____

How well have you done today ?



Challenge !

Dictionary Definitions

The Lighthouse Keeper

Explain them in your own words if you cannot find them in your dictionary.

Lighthouse: -----

Industrious : -----

Ingenious -----

Concocted : -----

Tended: -----



The Lighthouse Keeper's Lunch Reading Comprehension

**Remember to answer
in sentences.**

1-How can you tell that they lived near the sea ? (copy the words)


2-What appetising food did Mrs Grinling concoct ? (use commas)

3-How did the captains of the ships show they were grateful to Mr Grinling ?

4- Write about might happen if Mr Grinling had not tended the lighthouse. _____

5-From the story, copy the words which tell you Hamish was scared.

How well have you done today ?



Tuesday 16th June 2020

The lighthouse Keeper's Lunch
Story setting

Draw a picture of Mr and Mrs Grinling's home.

Describe their home. Where is it?
What can you see when you look out of the window? What can you hear?

Why is Mr Grinling's job important?

Draw a picture of where Mr Grinling's works.

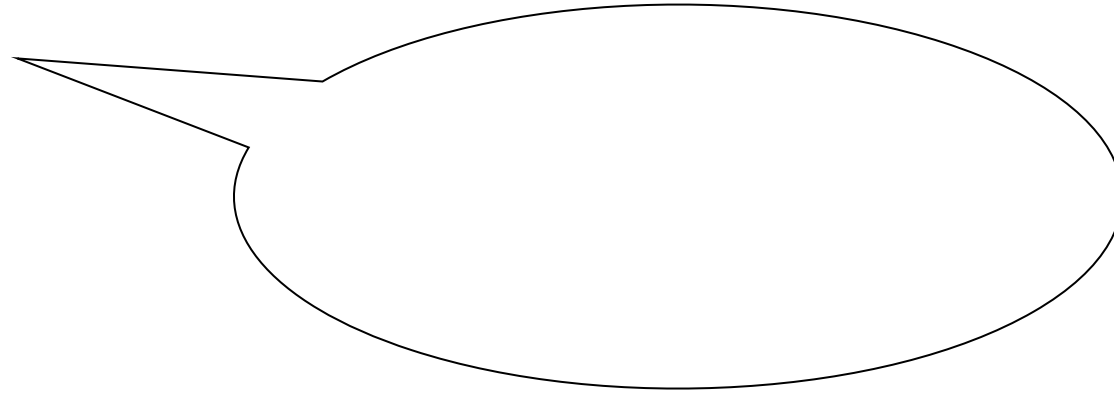

Favourite Tea

What foods don't you like? (Make a list – can you use bullet points?)

Mr and Mrs Grinling's Feelings

How do Mr and Mrs Grinling feel about the Seagulls stealing their lunch each day?






Be an Inventor

Invent a way that Mr and Mrs Grinling can get Mr Grinling's lunch to the lighthouse without the seagulls eating it.

Wednesday Thursday and Friday writing:

Here's an example to get you started:

Nestled amongst the trees was a long, winding path that led to the forest of hope. Nervously, I began to tread along the wooden path. With each step the creaks became louder and louder. My hands tightly grabbing onto the rough green rope guiding me along the trail. I looked ahead, surrounded by misty fog and green trees, I really wasn't sure if I was ever going to make it. I could hear the birds singing in the distance, getting quieter and quieter with every step I took.





Sports Day Activity

Register at the following website to take part in some sports day challenges. We will be focusing this on our school website each week and on here too! Get active and have fun!! www.sgochallenge.com.

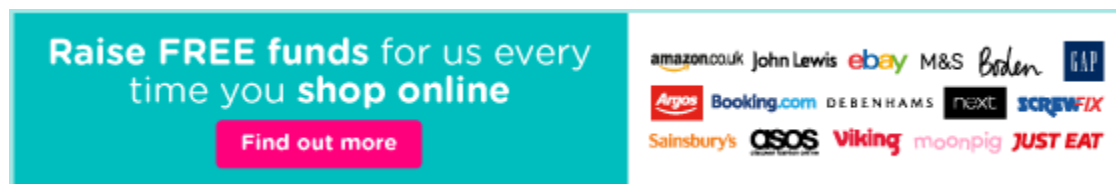
School PTA

Our Lady of Fatima Catholic Primary School is now registered with easyfundraising, which means you can raise FREE donations for us every time you shop online.

Over 4,000 shops and sites will donate to us when you use easyfundraising to shop with them – at no extra cost to yourself!

Parents can help the school and the children, even at a distance, with no cost to themselves; help the school community through this difficult time and ensure that we can provide some great resources/activities/enrichment for the children to make their time at school memorable. These donations really mount up and make a big difference to us, so we'd really appreciate it if you could take a moment to sign up and support us.

It's completely free and only takes a moment. Just click the banner below or visit <https://www.easyfundraising.org.uk>:



Useful websites and activities to aid you children's timetable through the day

- This site has a free parents section, where you can play games for both phonics and maths. There are also worksheets that you can download to print, if you have a printer. Within the site there are videos about how to say each letter sound and how to teach them to your children. <https://home.oxfordowl.co.uk/>
- The following site has a live reading <https://learnliveuk.com/learn-live-read-channel/>
- At school, we listen to many stories using this website. <https://www.storylineonline.net/>

- This site lets you search for educational games <https://www.topmarks.co.uk/>
- Free resources on Twinkl: <https://www.twinkl.co.uk/home-learning-hub>
- Daily Prayer: <https://www.loyolapress.com/our-catholic-faith/prayer>

Here's what various celebrities are offering you and your children for free daily to help with their education while schools are closed:

9.00am: PE with Joe Wicks https://youtu.be/6v-a_dpwhro

10.00am: Maths with Carol Vorderman www.themathsfactor.com

11.00am: English with David Walliams <https://www.worldofdavidwalliams.com/elevenses>

12.00pm: Lunch (cooking with kids: Jamie Oliver) <https://www.youtube.com/playlist?list=PLcpoB2VESJme7lSxXEcXyVtFPsMI78lcL>

The government have released daily lessons which can be found on the following websites:

<https://www.thenational.academy/>

<https://www.bbc.co.uk/bitesize/primary>